



Set a mood, establish a haven and express a style.

These are the possibilities you encounter
when creating your home, and each one
requires a singular focus and attention to detail.
As you select each element—from furniture to
lighting fixtures, cabinetry to crown moulding—
a bigger story unfolds. It's a well-crafted story.

One that reflects great care and ingenuity.

The very same qualities are reflected in

Custom Wood interior doors.

Ce







The craftspeople
at JELD-WEN
understand that
details can
make all the
difference.

This belief guides them as they create architecturally inspired designs, select the finest materials, and handcraft each Custom Wood interior door. These artful doors are available with a wide assortment of design options for a personalized appearance that's consistent from room to room. Between our epic artistry and the distinctive combination of options you select, know that every door will be more than a functional passage. It will be a captivating masterpiece.





STYLISH ELEMENTS

TABLE OF CONTENTS

Estate Collection	8
Craftsman Collection	16
Classic Collection	22
French doors	36
Wood species and finishes	42
Wood surface options.....	48
Glass types	50
Hardware and accents	52
Additional options.....	54
Custom capabilities	56
Interior door types.....	58
Prefinishing and prehangings.....	60
Warranty	64
Door index.....	65

About our featured doors: To find out more about the doors featured in pages 2–6, please see the index on page 65.

Some door glass in this catalog was photographed with an amber background for visual distinction. All glass is clear decorative glass, not amber.



RELIABILITY *for real life*®



Our beautiful Custom Wood interior doors are handmade from the finest materials to enhance any home. They're available with all the options you need to create a look that's individualized, eye-catching and cohesive. In fact, many of these options are also available for Custom Wood and Aurora® exterior doors to help you achieve a consistent look from the inside out.







ESTATE COLLECTION

Each Custom Wood interior door from our Estate Collection will bring a sense of Old World enchantment to any space. The charming designs in this collection become even more visually interesting when you select from our vast range of options. Antique finishes and distressing give our doors a rustic appearance, while decorative clavos and straps provide a look that's architecturally authentic.

« **E1313** Door, see page 65 for details

Variances in photography, printing and door sizes may cause the glass appearance and finish color as well as the door layout shown to vary from actual product. Please contact your local dealer for more information.

All door styles shown in this catalog are available in any wood species and stain color we offer, with or without raised moulding, in a 1-3/8" thickness.



E1204
Distressed Knotty Alder Door,
Antique Chappo Finish



E1223
Distressed Knotty Alder Door,
Chappo Finish



E1222
Distressed Clear Alder Door,
Antique Cherry Finish



E1222
Distressed Clear Alder Door,
Antique Cherry Finish,
1-3/4" Round Rust Patina Clavos



E1208
Knotty Alder Door, Cherry Finish



E1204

Custom Knotty Alder Doors, Pebble Grey Mist Finish, Segment Top



E1301

Genuine Mahogany Door,
Antique Cherry Finish, Segment Top



E1201

Knotty Alder Door,
Antique Wheat Finish, Segment Top



E1301

Knotty Alder Door,
Antique White Wash Finish,
Segment Top





« **E1202** Door,
see page 65 for details

E1202
Clear Alder Door, Wheat Finish



E1301

Knotty Alder Door, Antique White Wash Finish,
1" Diamond Dark Patina Clavos, Segment Top



E1303
Clear Alder Door, Chappo Finish,
Segment Top



E1322
Clear Alder Door,
Antique Chappo Finish



E1321
Clear Alder Door, Merlot Finish,
1" Diamond Clavos



E1302
Cherry Door, Clear Finish,
Segment Top



E1313
Red Oak Door,
Antique Wheat Finish






CRAFTSMAN COLLECTION

This collection of Custom Wood interior doors is inspired by a range of Craftsman-era architectural styles, including Craftsman, Prairie and Mission. Each design features square sticking and flat panels for architectural detailing. With our wide range of wood species and stain options, it's easy to discover a combination that matches a home's wood trim, cabinetry and other Craftsman furnishings.

« **E0044** Door, see page 65 for details

Variances in photography, printing and door sizes may cause the glass appearance and finish color as well as the door layout shown to vary from actual product. Please contact your local dealer for more information.



E0011
Clear Alder Door, Wheat Finish



E0022
Clear Alder Door, Cherry Finish



E022C
Cherry Door, Clear Finish,
Segment Top



E033C
Genuine Mahogany Door,
Wheat Finish



E0311
Cherry Door, Clear Finish



E0055
Custom Paint Finish Door



E1212
Red Oak Door, Clear Finish



E0044
Cherry Door, Chappo Finish



E044C
Knotty Alder Door, Ebony Finish



E0128
Cherry Door, Wheat Finish



E0066
Clear Alder Door, Clear Finish



E0088
Knotty Alder Door, Chappo Finish



E0033
Genuine Mahogany Door, Wheat Finish

E0033 Doors,
see page 65 for details »







CLASSIC COLLECTION

A Custom Wood Classic Collection interior door brings elegant artistry into any room. The collection includes an ample variety of door designs to complement a home's architectural style and interior decor. For example, a 6-panel design is ideal for a Colonial home, while a design with curved panels is suitable for a Victorian home. Louver and bifold doors are also available in this collection.

« **E0120** Door, see page 65 for details

Variances in photography, printing and door sizes may cause the glass appearance and finish color as well as the door layout shown to vary from actual product. Please contact your local dealer for more information.



E0465
Cherry Door, Chappo Finish



E0412
Genuine Mahogany Door,
Merlot Finish



E0432
Red Oak Door, Chappo Finish



E0103
Cherry Door, Wheat Finish



E0225
Clear Alder Door, Clear Finish



E0760
Custom Paint Finish Door



E0403
Red Oak Door, Cherry Finish



E1730
Genuine Mahogany Door,
Cherry Finish



E0120
Genuine Mahogany Door,
Cherry Finish



E2050
Genuine Mahogany Door,
Ebony Finish



E3040
Clear Alder Door, Chappo Finish



E0608
Custom Paint Finish Door





E0712
Oak Door, Chappo Finish



E0105
Cherry Door, Merlot Finish



E0320
Custom Paint Finish Door



E0120
Clear Alder Door, Pebble Grey Mist Finish



E0305
Genuine Mahogany Door, Gunstock Finish




E0422
Genuine Mahogany Door, Wheat Finish

« **E0103** Door, see page 65 for details

Variances in photography, printing and door sizes may cause the glass appearance and finish color as well as the door layout shown to vary from actual product. Please contact your local dealer for more information.



E0138
Clear Alder Door, Clear Finish



E0011
Genuine Mahogany Door,
Cherry Finish



E0022
Oak Door, Chappo Finish



E022C
Clear Alder Door, Clear Finish



E0044
Custom Paint Finish Door



E044C
Genuine Mahogany Door,
Chappo Finish



E0305
Red Oak Door, Pebble Grey Mist Finish



E0055
Clear Alder Door, Chappo Finish

E0055 Door,
see page 65 for details »





E0055
Cherry Door, Dark Cherry Finish



E0066
Cherry Door, Dark Cherry Finish



E0088
Genuine Mahogany Door,
Ebony Finish



E0033
Genuine Mahogany Door,
Wheat Finish



E0022
Cherry Door, Clear Finish



E022C
Walnut Door, Chappo Finish



E0011
Clear Alder Door, Wheat Finish



E0044
Oak Door, Wheat Finish



E044C
Oak Door, Wheat Finish





L202
Genuine Mahogany Louver/Louver
Door, Cherry Finish



L212
Knotty Alder Louver Panel Door,
Chappo Finish



L201
Clear Alder Full Louver Door,
Clear Finish



E0V0-4
Oak 2-Door Bifold,
Wheat Finish



E0V0-4C
Oak 2-Door Bifold,
Chappo Finish



E0V0-6
Cherry 2-Door Bifold,
Cherry Finish



E0V0-8
Genuine Mahogany 2-Door Bifold,
Ebony Finish

« **L202** Door, see page 65 for details






FRENCH DOORS

Our French door designs add natural brilliance to any interior space. In addition to increasing the amount of light in any room, these doors are an elegant way to separate spaces within a home. Various glass and coming types are available to complement different design schemes. Or select a decorative glass design to emphasize a room's theme. For example, our Game Room cast glass is ideal for a home's recreational area.

« **E0500** French Doors, see page 65 for details

Variances in photography, printing and door sizes may cause the glass appearance and finish color as well as the door layout shown to vary from actual product. Please contact your local dealer for more information.



E0509
Genuine Mahogany Door,
Cherry Finish, Clear Glass



E0442
Genuine Mahogany Door,
Chappo Finish, Clear Glass




E0500
Oak Door, Chappo Finish,
Clear Glass



E0513
Cherry Door, Clear Finish,
Rain Glass



E0515
Cherry Door, Merlot Finish,
Clear Beveled Glass



E0510
Cherry Door, Clear Finish,
Clear Beveled Glass



E0508
Clear Alder Door, White Wash Finish





E0500 MEDITERRANEAN
Custom Paint Finish Door,
Mediterranean Cast Glass



E0500 GAME ROOM
Cherry Door, Cherry Finish,
Game Room Cast Glass



E0500 VINEYARD
Genuine Mahogany Door,
Cherry Finish, Vineyard Cast Glass



E0500 ART DECO
Knotty Alder Door, Chappo Finish,
Art Deco Cast Glass



E0500 HARVEST
Clear Alder Door, Cherry Finish,
Harvest Cast Glass



E0500 OCEAN WAVES
Genuine Mahogany Door,
Cherry Finish, Ocean Waves Cast Glass

« **E0500** Door, see page 65 for details



Make our door designs your own with our vast selection of aesthetic options, which include a range of wood species, finishes and textures, various types of glass and an array of hardware. Along with these options, our custom capabilities make it possible to have nearly any door you can imagine.

EFFORTLESS BEAUTY

Alder—*Alnus rubra*

This versatile wood species features a fairly straight grain with areas of burl clusters and a few small knots. These marks add character to the door and will provide darker texture and color when finished. Alder varies from pale yellow to reddish brown, and it accepts stains exceptionally well. It's also the lightest and least dense of all the standard wood species we offer. *Also available: Knotty Alder*



Chappo



Cherry



Chestnut



Clear*



Dark Cherry



Ebony



Gunstock



Merlot



Pebble Grey Mist**



Russet



Wheat



White Wash**

**With a Clear finish, variances in woodgrain and color are more apparent. Filled nail holes are also more noticeable.*

***Tint finishes include White Wash and Pebble Grey Mist. These finishes are created with a wash process, which involves wiping paint on the door surface and immediately wiping it off, so only surface highlights remain. This process purposely does not produce the color consistency of typical penetrating stains such as Chappo, Cherry or Merlot.*

NOTE: Variances in photography and printing may cause finish colors shown in this catalog to vary from actual finish.

Cherry—*Prunus serotina*

The Cherry we use is carefully chosen and varies from rich red to reddish brown in color. It features a fine, straight and close grain with a smooth texture. Occasionally, thin gum pockets and small clusters of pin knots are visible. These character marks, along with random blonde streaks of sapwood, add a distinctive quality to the wood. Cherry stains easily and smoothly.



Chappo



Cherry



Chestnut



Clear*



Dark Cherry



Ebony



Gunstock



Merlot



Russet



Wheat

Genuine Mahogany—*Swietenia macrophylla*

Our Genuine Mahogany is the very best available; it's the kind that's typically used for the finest furniture and cabinetry. Its color ranges from reddish brown to a deep, rich red, and it stains well for a superior finish. The wood displays a prominent growth ring figure, with grain that is straight or interlocked. Genuine Mahogany offers less expansion, contraction and moisture absorption than most other hardwoods. *Also available: African Mahogany*



Chappo



Cherry



Chestnut



Dark Cherry



Ebony



Gunstock



Merlot



Russet



Wheat

Oak—*Quercus rubra*

We use Northern Red Oak of only the best grade, which ensures the greatest color and grain pattern consistency. This Oak is renowned for its dramatically pronounced grain pattern. This pattern varies from a tight, vertical grain to a beautifully arched pattern. The color range includes light straw and honey with a light pink hue. It also accepts stains very well.



Chappo



Cherry



Chestnut



Clear*



Dark Cherry



Ebony



Gunstock



Merlot



Pebble Grey Mist**



Russet



Wheat



White Wash**

*See page 44

**See page 44

Note: Variances in photography and printing may cause finish colors shown in this catalog to vary from actual finish.

Walnut—*Juglans nigra*

This wood species is traditionally used for fine furniture, gun stocks and boatbuilding; its durability makes it ideal for our exterior doors as well. The color varies from a rich, dark brown to black with purple undertones. Walnut features attractive blonde sapwood streaks within the darker tones, and it generally has a straight grain with occasional waves or curls. *Also available: Knotty Walnut.*




Chappo



Clear*

ELEMENTS OF STYLE: PERMALANE PREFINISHING SYSTEM

Each Custom Wood interior door features our exclusive Permalane finishing system. During this comprehensive 9-step process, our craftspeople apply quality stains and self-sealing catalyzed conversion varnish to the door in a controlled factory environment. Fine hand-sanding occurs throughout the process, and detailed hand-rubbing occurs after the last finish coat. The resulting finish accentuates the natural beauty of the wood and the stain color and gives the door a satiny feel.



–
Raw sanded
wood



1
Hand-wiped
stain




2
Hand-wiped
filler



3
Oven cure




4
First coat,
self-sealing
catalyzed
conversion
varnish



5
Oven cure




6
Detailed
sanding



7
Second coat,
self-sealing
catalyzed
conversion
varnish



8
Oven cure



9
Hand-rubbed
wax

BEAUTIFUL DEPTH

Antique finishes

We offer antique finish colors for all our door designs. This look is achieved through a multistep process that begins with applying a base stain for basic, overall color. Next, a dark brown or black stain (depending on the base color) is applied between the mouldings, panels and character marks, which highlights these areas. Finally, our Permalane finishing system is applied for a furniture-quality finish.

Antique finish samples



Antique Chappo



Antique Cherry



Antique Ebony



Antique Wheat




Antique White Wash**

**See page 44.

NOTE: Variances in photography and printing may cause finish colors shown in this catalog to vary from actual finish.

Antique Clear

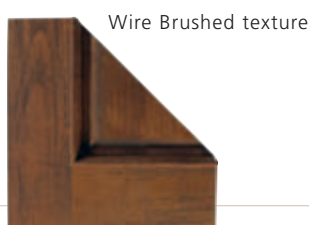




Smooth texture



Distressed texture



Wire Brushed texture

Wood surface textures

Smooth

This is the standard texture used for all our interior doors.

Distressed

Our distressed texture gives doors an aged, Old World appearance. We use chisels and other hand tools to apply random worm holes and additional character marks to the door's stiles, rails, panels and mouldings. To accentuate these marks, we recommend an antique finish.

Wire Brushed

Doors with this texture feature a charming, uneven appearance. In fact, it's our roughest and most rustic surface texture. We achieve this look by running the wood through a wire brushing wheel (in the direction of the grain). This process tears random width and depth grooves into the wood for a randomly rough raised-grain appearance.

Smooth surface paint options

For a versatile, more contemporary look, select one of our paint colors. Our standard colors, shown below, are available for any door design. We can also match any paint color you select; simply provide us with a 4" x 4" paint sample.



Ivory



Swiss Coffee



Eggshell



Khaki



Forest



Cobalt

CREATIVE BRILLIANCE

Glass types

Our French doors are available with many glass types, and each one offers its own attractive texture, pattern or color. This glass will not only enhance your chosen door, but also add radiance to your entire home. Glass types used for our standard designs can also be used for custom creations.



Waterglass




Water Champagne



Waterglass Tornasol



Cathedral Rose



Weave



Ripple



Reed




Rain (Cotswald)




Gotta



Glue Chip



Iridescent Gotta



Iridescent Granite



Clear Granite



Clear Krinkle



Wispy White



Seedy



Seedy Baroque



This image contains no glass, for comparison

Variances in photography and printing may cause finish colors shown in this catalog to vary from actual finish.



Clear Baroque



Grey Baroque



Black Baroque



Blue Baroque



Amethyst Baroque



Antique Clear



Antique Brown



Antique Green



Antique Light Blue



Antique Light Rose




Antique Pale Amber

Antique
Medium Amber

Antique Light Purple

Waterglass
Pale AmberWaterglass
Light Purple

Waterglass Blue

Waterglass
Cherry RedOpal Light
Green Wispy

Opal Avocado

Opal Transparent
Pale AmberOpal Wispy
Pale CaramelOpal Dense
Pale Amber

Etched/Frosted



Flash White


CHARMING REFINEMENTS

Decorative metal accents

With decorative metal accents, our Estate Collection interior doors exude character in every detail. These accents include radius, corner and rail straps, as well as diamond and round clavos. Each type of accent is available in either Rust Patina or Dark Patina.



Radius Strap,
Dark Patina



Corner Strap,
Dark Patina



Rail Strap,
Dark Patina




1" Diamond Clavos,
Dark Patina



1-3/4" Diamond Clavos,
Dark Patina



1" Round Clavos,
Rust Patina



1-3/4" Round Clavos,
Dark Patina

ELEMENTS OF STYLE: CLAVOS

Our dedication to craftsmanship is especially evident in our decorative clavos. These details are designed to add visual authenticity to doors for Old World homes. In fact, they were inspired by the functional bolt heads that were used in Medieval and Renaissance architecture. The shapes, finishes and hand-forged appearance of our clavos testify to the thoughtful artistry of another age.

Hinge options

Our standard and optional hinge selection is shown below. All standard hinge finish options are available at no charge for our prehung doors. To specify hinges that are not shown here, please call for a quote and availability.



Brass



Chrome



Satin
Nickel



Oil-Rubbed
Bronze*

Decorative tips

For added character, select our decorative hinge tips. They're available in three shapes, and each shape comes in any of our hinge finish colors.

Steeple

Urn

Ball



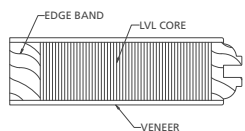
* Oil-Rubbed Bronze will change in appearance over time.

MARKS OF DISTINCTION

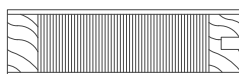
Stiles and rails

Stile and rail features include an engineered lumber core, which is stronger and more durable than solid wood and resistant to shrinkage. JELD-WEN reserves the right to build in solid construction or use finger joint stiles, rails and veneers.

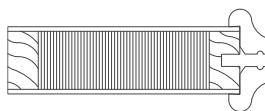
Shown in 1-3/8":



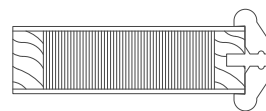
Ovolo Sticking



Square Sticking




#141 Raised Moulding




#1200 Raised Moulding


Shown in 1-3/4":




Ovolo Sticking



Square Sticking



#141 Raised Moulding



#1200 Raised Moulding

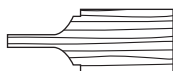
Panel, sticking and moulding options

Even a seemingly minute detail can make a significant difference in the look of a door, which is why we offer a range of panel, sticking and moulding options. The panel profile is the dimensional detail design of a panel. We offer four panel profiles: double hip, flat, estate raised and estate planked. Sticking profiles, which are the detail around the perimeter of the panel, are available in either ovolo or square sticking. Two raised moulding options are also available.

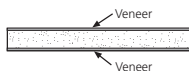
Panel designs



3/4" Raised Panel,
Double-Hip Profile



1-1/4" Raised Panel,
Double-Hip Profile



Veneered Flat Panel




Estate Raised Panel



Estate Planked Panel

Stiles and Rails: French and plantation louver door sticking options




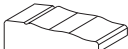




True divided lite French doors and full lite doors are available with ovolo sticking, 1/4" safety glass, and several different types of decorative glass designs. All French doors from JELD-WEN are crafted as true divided lites. Each lite of glass is clamp glazed in place, eliminating nail holes and putty marks.



Ovolo Sticking — No Raised Moulding


Casings

Our casing selection includes various profiles and sizes to complement nearly every architectural style. If you want something different, custom casings are also available (please contact your local dealer for more information).


		Order no.	Dimensions			Order no.	Dimensions
Casing		#24	11/16" x 3-1/4"	Casing		#16	3/4" x 2-1/4"
Casing		#25	11/16" x 3-1/2"	Casing		#14	3/4" x 2-1/4"
Casing		#23	1-1/8" x 3-1/2"	Casing		#13	3/4" x 3-1/2"
Casing		#17	1-3/16" x 4-1/2"	Casing		#21	5/8" x 3-1/2"

Plantation style louver doors

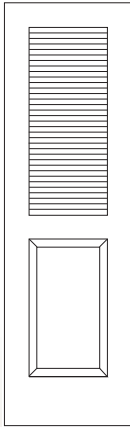
These doors feature slats that are wider than traditional louver doors for increased air circulation.



Full Louver
L201



Louver / Louver
L202



Louver / 1 Panel
L212



Slat thickness = 3/8"
Slat width = 2-1/4"

PERSONAL PASSAGES

Our interior doors can be customized in many ways, which we've highlighted here.

For more information, please consult your local dealer.

Shapes

Creating a customized door often begins by questioning conventions. For example, why must an interior door be completely rectangular? With us, you have a few other options. Custom door shapes include square top, segment top and radius top.

Sizes

We provide a range of custom door sizes. You can select widths up to 42", heights up to 96", and thicknesses of 1-3/8", 1-3/4", or 2-1/4".

Carving

An ideal way to showcase wood's beauty is with carving. Whether you want a traditional floral motif or a contemporary company logo, we have the capabilities to hand-carve custom designs. The only limit is your imagination.





STYLISH VARIETY

Passage doors

These doors are available as full and square machined door slabs, or are beveled and hinged prehung units.

Double doors

This door type includes two doors that can be specified as "doors only" or as a prehung unit within a single jamb. When double doors are specified, the jamb is sent loose, with hinges applied for job site assembly. If specified, the astragal is attached to the inactive door and ball catches are installed.

Standard pre-fit clearances for passage units:

- Doors are full height, 3/16" under nominal in width (3/32" off each side)
- Double door units have a 3/32" gap between doors

Pocket and double pocket doors

Pocket door jambs are sent loose. The header and one leg are split to accommodate the hardware's functioning. Hardware is not included. Install appropriate hardware for 1-3/8"-thick pocket doors. If jambs are not needed, a passage door only (i.e., a slab) can be ordered without a handing designation. Pocket doors are not available with raised moulding.

Standard pre-fit clearances for pocket units:

- Doors are full height, 3/16" under nominal in width (3/32" off each side)
- Double door units have a 3/32" gap between doors

Bifold doors

A bifold door can be ordered with or without a jamb. Track hardware is included. Bifold doors are undersized in height to accommodate the track hardware. Slabs are hinged by JELD-WEN. Jambs (if specified) are sent loose. Wood fascia trim is included to conceal the track hardware after installation.

Standard pre-fit clearances for bifold units*:

- 1" under nominal in height* (for hardware track clearance)
- 1/2" under nominal in overall width (2-door bifolds)
- 1" under nominal in overall width (4-door bifolds) to accommodate heavy-duty track hardware

* The callout size of a bifold door is the finished opening size (e.g., 4'0" x 6'8" means that a bifold uses a 4'0" x 6'8" finished opening size).

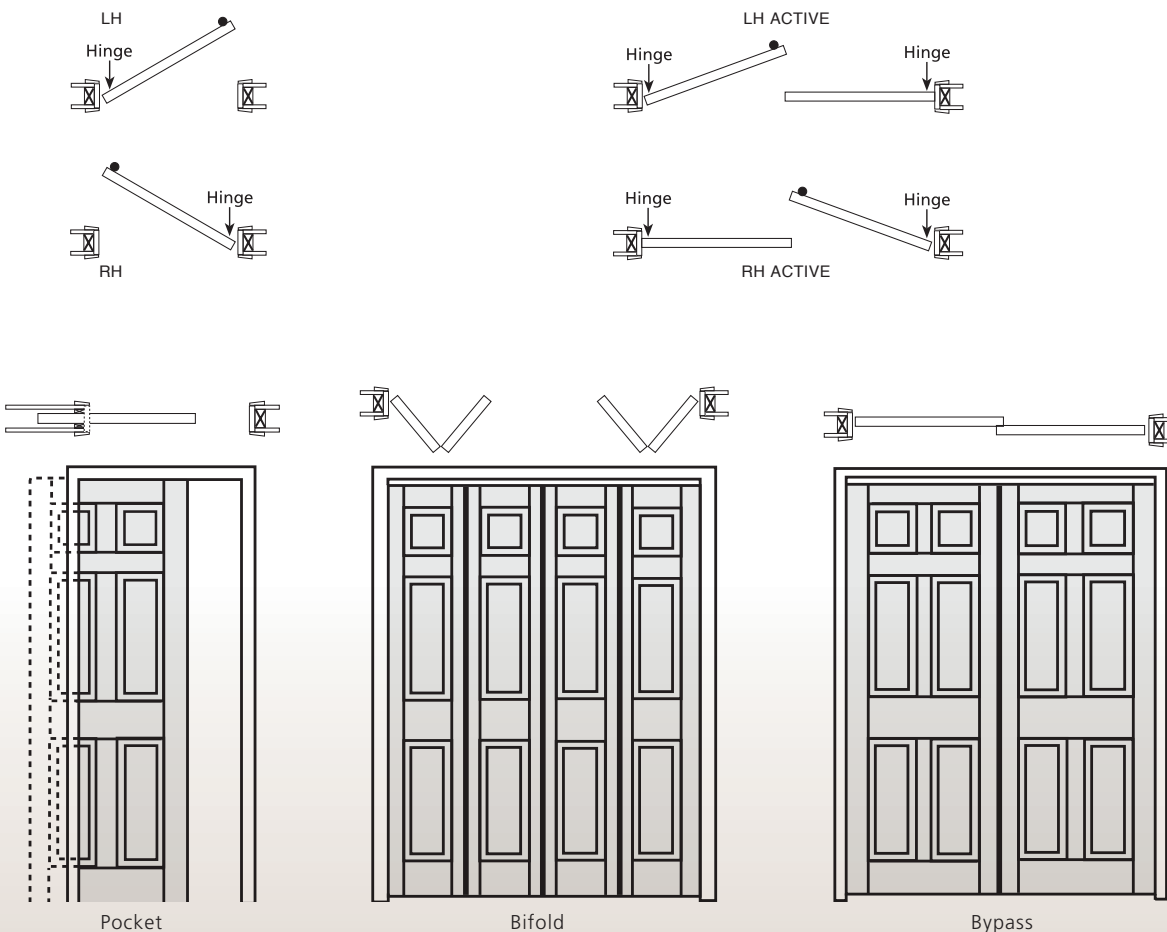
Bypass doors

Bypass doors can be ordered with or without jambs. Bypass track hardware is included (heavy-duty hardware is supplied with 1-3/4" -thick doors). These doors are undersized in height to accommodate the track hardware. When jambs are ordered, the header jamb is sized 1" under nominal width so that the bypass doors will overlap by 1". Jambs (if specified) are sent loose. Wood fascia trim is included to conceal the track hardware after installation. Bypass doors are not available with raised moulding.

Standard pre-fit clearances for bypass units:

- 1" under nominal in height** (for hardware track clearance)
- 3/16" under nominal in width

** 1-3/4"-thick bypass doors are sized 2" under nominal in height to accommodate heavy-duty track hardware.

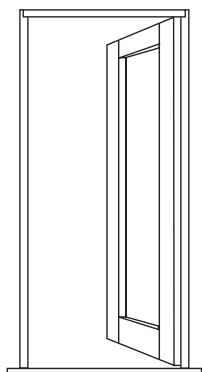


OPEN OPTIONS


Custom Wood interior doors are available as slabs (doors only) or as prehung units (hinged within a select jamb). Doors ordered as slabs must be specified as either pre-fit, which are sized to fit within a jamb opening, or full and square, which are doors that are sent from the factory sized at full nominal width to be undersized, beveled and machined by the purchaser for hinging and hanging within a jamb. Full and square bifold slabs are not available.

Insignia® prehung door systems

All Custom Wood interior doors are available prehung with our Insignia Door System. This complete package ensures smooth, easy installation with a precise fit. It includes all the necessary components, and each part is carefully fashioned for a correct fit.



System 01
Single Door



System 02
Double Doors



OPEN OPTIONS

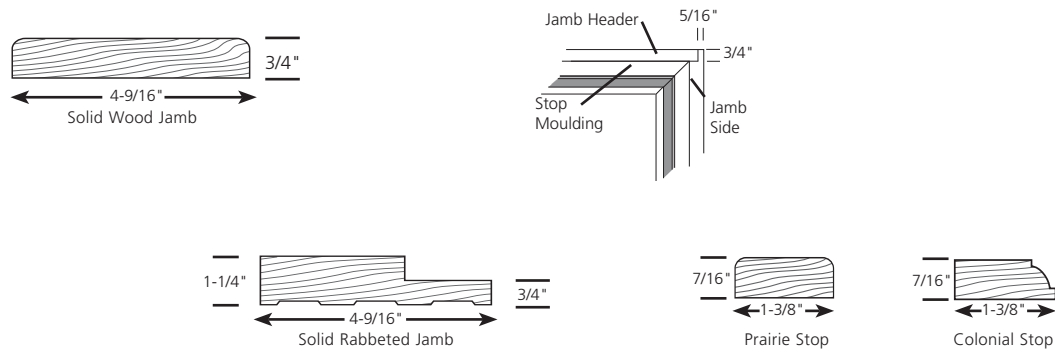
Jamb selection

Flat side jambs are 4-9/16" or 6-9/16". Rabbeted jambs are available and are used in some applications rather than flat jambs with applied stops.

Jamb legs are joined to the header with a dado joint. Applied stop moulding is mitered at the header joint. Colonial stop moulding is standard and is used for all applications unless otherwise specified. A Prairie stop is optional.

Each prehung door is shipped standard with a temporary stop. The jamb is completely finished without stop moulding. Dummy stop material is applied to secure the door during shipment; it is removed at the job site. Loose stop moulding is applied to cover all installation nails and can be aligned on-site to allow for variances in reveals and installation tolerances.

In typical installations, the casing should be installed with a 1/8" to 1/4" setback from the jamb.

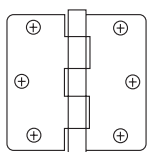


*Jamb legs are dadoed to join with the jamb header. An applied stop moulding is mitered at the joint.
Jambs are 1" longer than the prehung door for job site trimming as needed.*

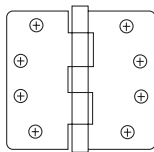
Hinges

All 6'8" - and 7'0" - high doors are prehung with three hinges; 8'0" doors are hung with four hinges.

- 1-3/8"-thick doors are hung with 3-1/2" x 3-1/2" hinges with 1/4" radius corners
- 1-3/4"-thick doors are hung with 4" x 4" hinges with 1/4" radius corners



Hinge Height = 3-1/2"



Hinge Height = 4"

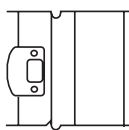
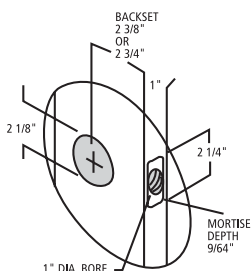
Hinge Options

- 1/4" Radius Corner
- Polished Brass US3
- Polished Chrome US26
- Satin Nickel US15
- Oil-Rubbed Bronze US10B
- Square Corner

Bore

Prehung doors are bored with standard 2-1/8" face bore and a 1" edge bore. The edge is mortised (1/4" radius corners) for a 1" x 2-1/4" latch faceplate. The face bore is located approximately 44" from the top of an 80" door, 48" from the top of an 84" door and 60" from the top of a 96" door. Custom boring is available on a quote and availability basis.

Standard backset is 2-3/8". A 2-3/4" backset is also available.



Full Lip Strike Mortise
(Available in T-strike)

JELD-WEN® CUSTOM DOOR SLAB AND SYSTEM WARRANTY

OUR WARRANTY TO YOU...

JELD-WEN® Custom Doors grace the entrances and passages of exquisite homes throughout the world. Our designs, artisanship and exemplary service have earned JELD-WEN a reputation as the world's finest door maker. This warranty is effective for Custom Door slabs and systems manufactured by us on or after **October 1, 2008** for use in the United States and Canada. Any previous warranties will continue to apply to door products manufactured by us prior to this date. For additional information, including care and maintenance, installation and finishing instructions, refer to www.jeld-wen.com.

What This Warranty COVERS

We warrant to the original owner¹ that JELD-WEN products will be free from defects in material or workmanship as identified below from the date of manufacture for the time periods described below.

Owner-Occupied Single-Family Residence Limited Warranty

Limited Lifetime Warranty on Custom Fiberglass Door Systems and Component Parts: We warrant our fiberglass doors for **five (5)** years. If our product is proven to be defective **after the first five years**, we will offer for purchase a replacement product or component part for 50% off the then current JELD-WEN list price.

Five Year Limited Warranty on Custom Fiberglass Door Factory Prefinish: We warrant the factory prefinish on our fiberglass doors for **five (5)** years. Should the factory prefinish be proven defective, we will at our option refinish the door or pay up to \$350.00 per opening to the current owner.

Five Year Limited Warranty on Custom Wood Door Systems and Component Parts: We warrant our wood doors for **five (5)** years.

One Year Limited Warranty on Custom Wood Door Factory Prefinish: We warrant the factory prefinish on our wood doors for **one (1)** year. Should the factory prefinish be proven defective, we will at our option refinish the door or pay up to \$250.00 per opening for an interior door and up to \$350.00 per opening for an exterior door to the current owner.

Commercial Limited Warranty (Other than Owner-Occupied Single-Family Residence)

Limited Five Year Warranty Custom Fiberglass Door Systems and Component Parts: We warrant our fiberglass doors for **five (5)** years.

Warranty on Custom Fiberglass Factory Prefinish, Custom Wood Door Systems and Component Parts, and Custom Wood Door Factory Prefinish: Coverage is the same as for Owner-Occupied Single-Family Residences as listed above.

Transferability

This warranty is not transferable.

How to Get Assistance

If you have a problem with your JELD-WEN Custom Door, immediately upon discovery contact the distributor or dealer from whom you purchased our product, or contact us directly:

Mail: JELD-WEN Customer Care
Attn: Custom Doors Warranty Claims
P.O. Box 1329
Klamath Falls, OR 97601
Phone: 888-JVWHelpU (888-594-3578)
Fax: 800-436-5954
Email: jeldwenwarranty@jeld-wen.com

We can respond quickly and efficiently if you provide the following: a) date and location of purchase, or product identification from the tag on the top edge of the slab, b) how to contact you, c) the address where the product can be inspected, and d) a description of the apparent problem and the product (photographs are helpful).

What We Will Do

Upon receiving your notification, we will send out an acknowledgement within three business days of receipt to the contact identified. We will investigate your claim and begin to take appropriate action within 30 days of receipt of notification. If it is determined that our product does not have a defect covered by the warranty, we may charge an inspection fee for an onsite inspection that is required or requested by you. If it is determined that there is a defect, we will either repair the product/component or ship a replacement product/component to the distributor or person making the warranty claim in the same condition of fitting or finishing as the product originally sold to the distributor. Because manufacturing materials and techniques can change, replacement part(s) may not be an aesthetic match to the original. Replacement components/products are warranted for the balance of the original product warranty or 90 days, whichever is longer. If we are unable to provide replacement and repair is not practical or cannot be made timely, then we will refund the purchase price. This guarantee gives you specific legal rights, and you may have other rights that vary from state/province to state/province.

If the claimed nonconformity is warp of a door slab, we may defer repairing or replacing the door slab for a period up to **twelve (12)** months from the date of claim. It is not uncommon for a temporary warp condition to occur as the door slab adjusts to local humidity and temperature conditions. This deferral will not be counted against the warranty period.

What This Warranty Does NOT Cover

JELD-WEN manufactures and sells both individual door slabs and complete door systems. This warranty does not cover parts or components (e.g., locksets, handles, etc.) not sold by JELD-WEN to the original owner. See your distributor or dealer regarding the warranty on the entire door system and/or these other components.

We are not liable for:

- Normal wear and tear, including normal wear and tear of weatherstrip; and natural weathering of surfaces or variations in the color or texture of wood or finish; surface cracks that are less than 1/32" in width and/or 2" in length; for knotty alder and juniper: surface cracks that are less than 1/8" in width and/or 5" in length, and knot placement, quantity, or size.
- Problems due to misuse, abuse, failure to follow the care and maintenance instructions; or as a result of any cause beyond our reasonable control (e.g. fire, flood, earthquake, other acts of nature, and acts of third parties outside of our control).
- Problems related to: improper finishing of all surfaces (front and back) and edges (top, bottom, and sides) of the door slab and frame (See Finishing Instructions in the Homeowner's Manual); variation or unsatisfactory results in sheen or texture resulting from the field application of paint or any other finishing material.
- Failure to provide an adequate overhang; damage caused by extreme temperature buildup where storm doors are present. For general guidelines, see our "Appropriate Protection for Exterior Doors" in our product literature or at www.jeld-wen.com/ resources; for specific information pertaining to your structure, consult your contractor or other building professional.
- Warp for any 3'6" wide by 8'0" high by 1 3/4", or smaller door slab, which does not exceed 1/4" in the plane of the door slab itself; door slabs wider and/or higher are not guaranteed for warp.
- Warp, bow, misalignment, splitting, or shrinking caused by the natural tendencies of the wood for any door manufactured with a wood species not part of the standard Custom offering.
- Slight expansion or contraction due to varying environmental conditions; slab movement (shrinkage or swelling) of 1/4" or less due to temperature and humidity, consult the Homeowner's Manual on how to work with this natural movement.
- Bow or misalignment in the frame or jamb in which the door slab is hung (if such is purchased unmachined and not prehung).
- Problems related to water and/or air infiltration due to improper assembly or installation.
- Structural integrity issues or other problems caused by improper fitting of the hardware, improper sizing of the door slab, or other door entry system assembly problems.
- Damage or poor product performance resulting from installation into a condition that exceeds product design standards and/or certified performance specifications and/or does not comply with applicable building codes.
- Hardware or inserts that are not provided by us, such as locksets, door handles, strikes, etc.
- Discoloration or rusting of decorative metal accent options, such as grilles, clavos, straps, etc.; discoloration of wood sills provided by us.
- Cost for labor, removal or disposal of defective product(s), installation or finishing of the replacement door or component (other than as stated above).
- Incidental or consequential damage. Some states/provinces do not allow the exclusion or limitation of incidental or consequential damages, so this may not apply to you.

Important Legal Information

This Warranty sets forth our maximum liability for our products. We shall not be liable for special, indirect, consequential, or incidental damages. Your sole and exclusive remedy with respect to any and all losses or damages resulting from any cause whatsoever shall be as specified above. We make no other warranty or guarantee, either express or implied, including implied warranties of merchantability and fitness for a particular purpose to the original purchaser or to any subsequent user of the product, except as expressly contained herein. In the event state or provincial law precludes exclusion or limitation of implied warranties, the duration of any such warranties shall be no longer than, and the time and manner of presenting any claim thereon shall be the same as, that provided in the express warranty stated herein.

No distributor, dealer or representative of JELD-WEN has the authority to change, modify or expand this warranty.

¹This warranty extends to the original owner (original owner means the contractor/dealer/distributor/purchaser and the initial owner of the structure where the product is initially installed) and is not transferable. The original purchaser of this product acknowledges that they have read this warranty, understand it and are bound by its terms and agrees to provide this warranty to the original owner of the structure into which the product is installed. Should state or provincial law preclude no transferability, then the warranty period is effective **five (5)** years from the date of manufacture for door slabs and systems and **one (1)** year from the date of manufacture for the factory pre-finish.

© 2008, JELD-WEN, inc. | JELD-WEN is a trademark of JELD-WEN, inc., Oregon, USA.

DOOR INDEX

Model	Page	Page	Image product details
E0011	18, 28, 33	Cover	E0120 Genuine Mahogany Door, Cherry Finish
E0022	18, 28, 33	2	E0066 Clear Alder Door, Cherry Finish
E022C	18, 28, 33	4	E0509 Genuine Mahogany Door, Cherry Finish, Clear Glass
E0033	20, 21, 33	6	E0120 Genuine Mahogany Door, Cherry Finish
E033C	18	8	E1313 Oak Door, Cherry Finish
E0044	16, 19, 28, 33	12	E1202 Clear Alder Door, Wheat Finish
E044C	19, 28, 33	16	E0044 Oak Door, Chappo Finish
E0055	18, 30, 31, 32	21	E0033 Genuine Mahogany Doors, Chappo Finish
E0066	2, 19, 32	22	E0120 Genuine Mahogany Door, Cherry Finish
E0088	19, 32	26	E0103 Cherry Door, Cherry Finish
E0103	24, 26	31	E0055 Clear Alder Door, Chappo Finish
E0105	27	34	L202 Genuine Mahogany Louver/Louver Door, Cherry Finish
E0120	6, 22, 25, 27, Cover	36	E0500 Clear Alder Doors, Dark Cherry Finish, Vineyard Cast Glass, 1101 Sidelights with Clear Glass
E0128	19	40	E0500 Clear Alder Door, Dark Cherry Finish, Harvest Cast Glass
E0138	28	48	E1302 Cherry Door, Antique Clear Finish, Segment Top
E0225	24	56	E1212 Red Oak Door, Clear Finish, Square Top
E0305	27, 29	56	E1301 Knotty Alder Door, Antique White Wash Finish, 1" Diamond Clavos in Dark Patina, Segment Top
E0311	18	56	E1202 Clear Alder Door, Wheat Finish, Radius Top
E0320	27	<p><i>NOTE: Most doors pictured in this brochure are shown in 36" x 80" dimensions. Doors and glass manufactured to other sizes may differ in appearance; please ask your dealer for a drawing if this concerns you.</i></p> <p><i>The photographs of installed Custom Wood doors shown in this catalog may not represent installations covered by the warranty.</i></p>	
E0403	25		
E0412	24		
E0422	27		
E0432	24		
E0442	38		
E0465	24		
E0500	36, 38, 40, 41		
E0508	39		
E0509	4, 38		
E0510	38		
E0513	38		
E0515	38		
E0608	25		
E0712	27		
E0760	24		
E0V0-4	35		
E0V0-4C	35		
E0V0-6	35		
E0V0-8	35		
E1201	11		
E1202	12, 13, 56		
E1204	10, 11		
E1208	10		
E1212	19		
E1222	10		
E1223	10		
E1301	11, 14		
E1302	15, 48		
E1303	15		
E1313	8, 15		
E1321	15		
E1322	15		
E1730	25		
E2050	25		
E3040	25		
L201	35		
L202	34, 35		
L212	35		

The JELD-WEN website is your ultimate resource for learning about our reliable windows and doors. It has all the product information and design advice you need. Visit us at **jeld-wen.com** today.



Official window, door and millwork provider
of the PGA TOUR and Champions Tour



©2009 JELD-WEN, inc.; Door designs and this publication are owned by JELD-WEN, inc. and are protected under the U.S. Copyright Act and other intellectual property laws. Unauthorized use or duplication is prohibited. All trademarks, service marks, logos and the like (whether registered or unregistered) are owned or controlled by JELD-WEN, inc. or others. Unauthorized use or duplication is prohibited.

JELD-WEN reserves the right to change product specifications without notice. Please check our website, jeld-wen.com, for current information.